



## FEATURES

- Male/female M5 and M10 threaded
- Optional IP rating improvement
- Extended temperature use as option

## APPLICATIONS

- Strain measurement on finger-like command
- Small size actuators
- Miniature press-fit device
- Robotics control measurement
- Laboratory

## XFTC311

### Miniature Load Cell

#### SPECIFICATIONS

- Range from 0-500N to 0-10kN  
[0-100lbf to 2klbf]
- Tension and Compression
- Linearity  $\leq \pm 0.5\%$  FS

The **XFTC311** series has been specifically developed to measure tension and compression in static and dynamic applications. The miniature size facilitates testing where space is at a premium.

The sensing element is fitted with a fully temperature compensated Wheatstone bridge equipped with high stability micro-machined silicon strain gages. The use of silicon strain gages optimizes the load cell's performance at low ranges and frequencies. A strain relief spring strengthens the cable output.

With male/female threads, the **XFTC311** is easily installed in industrial or OEM applications.

On request, Instruction documents can be provided to ease the selection and use of our sensors and provide helpful tips.

## STANDARD RANGES

Ranges in N (FS)	500 - 1k	2k	5k - 10k
Ranges in lbf	100 - 200	400	1k - 2k
Stiffness in N/m	3x10 <sup>7</sup>	1x10 <sup>8</sup>	2x10 <sup>9</sup> to 4x10 <sup>9</sup>
Stiffness in lbf/ft	2.1x10 <sup>6</sup> to 4.1x10 <sup>6</sup>	6.9x10 <sup>6</sup>	1.4x10 <sup>8</sup> to 2.7x10 <sup>8</sup>
Materials	Aluminium	Stainless Steel	

## PERFORMANCE SPECIFICATIONS (typical values at temperature 23±3°C)

PARAMETERS	
Operating Temperature Range (OTR)	-40 to 120° C [-40 to 248° F]
Compensated Temperature Range (CTR)	0 to 60° C [32 to 140° F]
Thermal Zero Shift in CTR	<2% F.S. / 50° C [100° F]
Thermal Sensitivity Shift in CTR	<2% of reading / 50° C [100° F]
Range (F.S.)	0-500N to 0-10kN [0-100 lbf to 0-2klbf]
Over-Range	
Without Damage	2 x F.S.
Without Destruction	3 x F.S.
Accuracy	
Linearity	≤±0.5% F.S.
Hysteresis	≤±0.5% F.S.

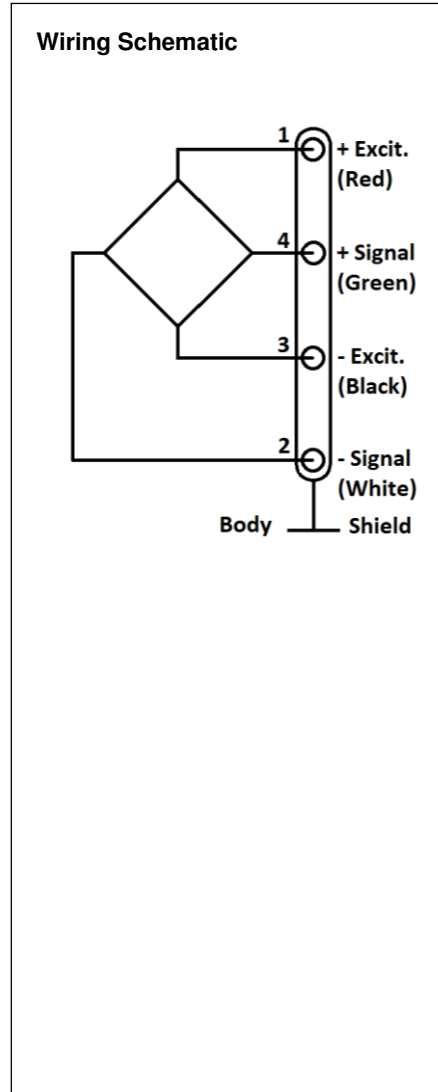
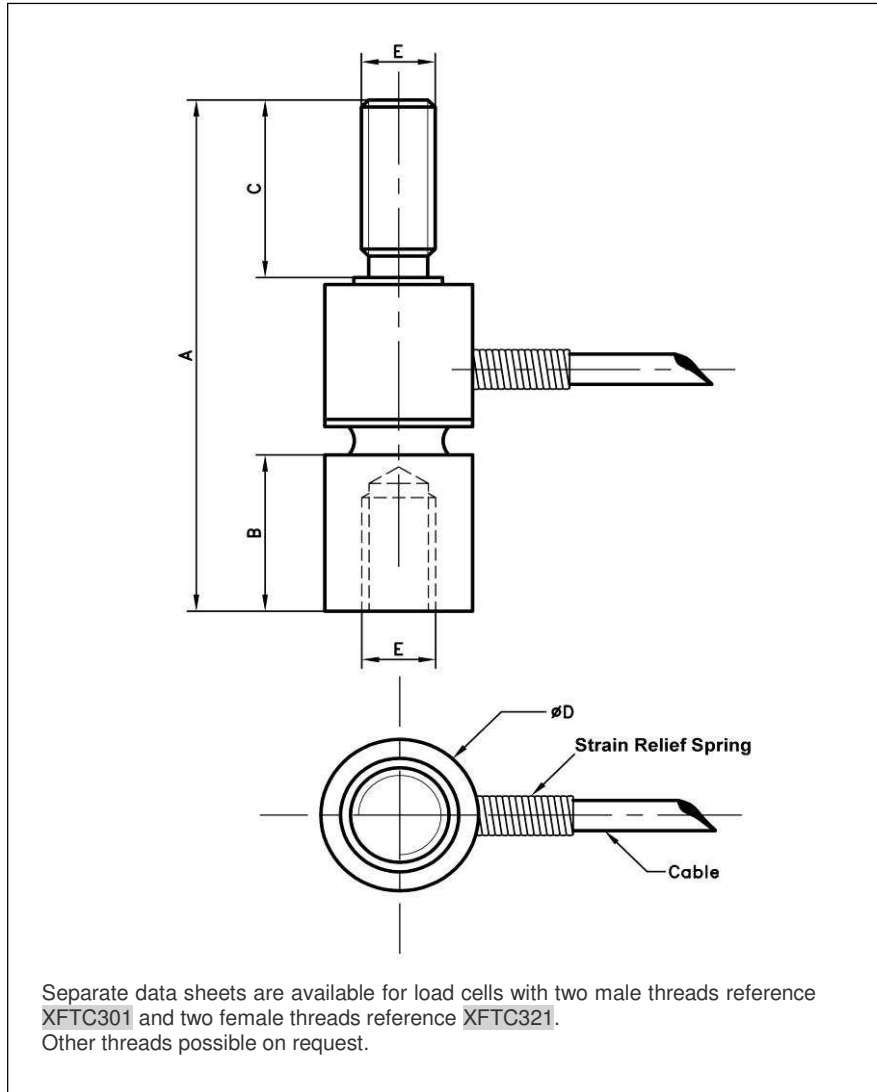
### Electrical Characteristics

<b>Model</b>	<b>XFTC311</b>
Supply Voltage	10Vdc
Sensitivity "FSO"	±5 mV/V for 500N model ±10 mV/V for models ≥ 1kN
Zero Offset	<±1 mV/V
Input Impedance/Consumption	1000 to 3000Ω
Output Impedance	500 to 1000Ω
Insulation under 50Vdc	≥100MΩ

### Notes

1. Shielded cable with 4 wires (AWG36/28), standard length 2 m [6.5 ft] with strain relief spring
2. Material: Body in stainless steel or aluminum alloy depending on F.S.
3. Protection Index: IP50 (other levels available on request)
4. CE conformance according to EN 61010-1, EN 50081-1, EN 50082-1

**DIMENSIONS & WIRING SCHEMATIC (IN METRIC AND IMPERIAL)**



**Dimensions in mm [inch]**

Range in N [in lbf]	500 – 1000 [100 – 200]	2000 [400]	5000 – 10000 [1000 – 2000]
A	36 [1.42]		46 [1.81]
B	11 [0.43]		13 [0.51]
C	12.5 [0.49]		14 [0.55]
Ø D	10 [0.39]		16 [0.63]
E Thread	M5		M10
Internal depth	8 [0.31]		10 [0.39]
Material	Aluminum Alloy	Stainless Steel	
Stiffness in N/m	3x10 <sup>7</sup>	1x10 <sup>8</sup>	2x10 <sup>9</sup> to 4x10 <sup>9</sup>
Stiffness in lbf/ft	2.1x10 <sup>6</sup> to 4.1x10 <sup>6</sup>	6.9x10 <sup>6</sup>	1.4x10 <sup>8</sup> to 2.7x10 <sup>8</sup>

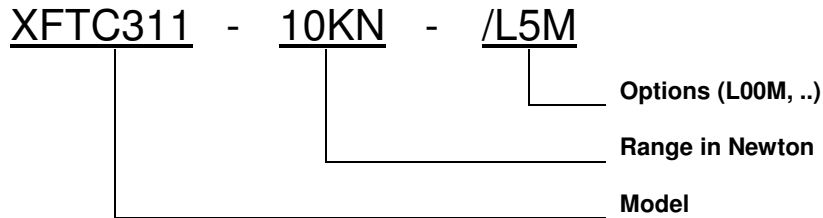
## XFTC311

Miniature Load Cell

## OPTIONS

<b>ET1</b>	: CTR -20 to 100° C [-4 to 212° F]
<b>ET2</b>	: CTR -40 to 120° C [-40 to 248° F]
<b>HA</b>	: Accuracy (CNL&H) $\leq \pm 0.5\%$ F.S.
<b>L00M</b>	: special cable length, replace "00" with total length in meters

## ORDERING INFO



### NORTH AMERICA

Measurement Specialties, Inc.,  
a TE Connectivity Company  
Vibration Design Center  
32 Journey - Suite 150  
Aliso Viejo, CA 92656  
United States USA  
Tel: 1-949-716-0877  
Fax: 1-949-916-5677  
t&m@meas-spec.com

### EUROPE

Measurement Specialties (Europe), Ltd.,  
a TE Connectivity Company  
26 Rue des Dames  
78340 Les Clayes-Sous-Bois, France  
Tel: +33 (0) 130 79 33 00  
Fax: +33 (0) 134 81 03 59  
cs.lcsb@meas-spec.com

### ASIA

Measurement Specialties (China), Ltd.,  
a TE Connectivity Company  
No. 26 Langshan Road  
Shenzhen High-Tech Park (North)  
Nanshan District, Shenzhen 518057  
China  
Phone: +86-755-33305088  
Fax: +86-755-33305099  
pfg.cs.asia@meas-spec.com

### TE.com/sensorsolutions

Measurement Specialties, Inc., a TE Connectivity company.

Measurement Specialties, TE Connectivity, TE Connectivity (logo) and EVERY CONNECTION COUNTS are trademarks. All other logos, products and/or company names referred to herein might be trademarks of their respective owners.

The information given herein, including drawings, illustrations and schematics which are intended for illustration purposes only, is believed to be reliable. However, TE Connectivity makes no warranties as to its accuracy or completeness and disclaims any liability in connection with its use. TE Connectivity's obligations shall only be as set forth in TE Connectivity's Standard Terms and Conditions of Sale for this product and in no case will TE Connectivity be liable for any incidental, indirect or consequential damages arising out of the sale, resale, use or misuse of the product. Users of TE Connectivity products should make their own evaluation to determine the suitability of each such product for the specific application.

© 2015 TE Connectivity Ltd. family of companies All Rights Reserved.