



KPSI 355

- SDI-12 Small Bore Submersible Level Transducer
- $\pm 0.05\%$ FS Total Error Band
- Economical Digital Transducer
- Optional Lifetime Lightning Protection
- Two year warranty

Features

- Removable cable option
- Custom Polyurethane or ETFE Cable Lengths
- Optional PVC jacketed steel armored cable
- Welded 316SS or Titanium
- Custom Level Ranges up to 230 ft. (70m) H₂O
- Multiple Nose Cap Options
- Shipped with Long-Life Vent Filter

Applications

- Groundwater Monitoring
- Down Hole
- Surface Water Monitoring
- Tailrace and Forebay Monitoring
- Oceanographic Research

The KPSI 355 submersible hydrostatic level transducer is specifically designed for small bore applications and to meet the rigorous environments encountered in ground water level measurements. Incorporating a highly stable media-isolated sensor, the KPSI 355 features SDI-12 serial-digital interface. SDI-12 is a standard for interfacing data recorders with microprocessor-based sensors, especially in the environmental monitoring field.


The KPSI 355 is an excellent choice for applications that require minimal current drain. It will accommodate cable lengths between sensors and recorder up to 1000 feet. Removable cable option allows easy substitution of transducers and cables. A new removable nose cap option extends product applications.

Specifications

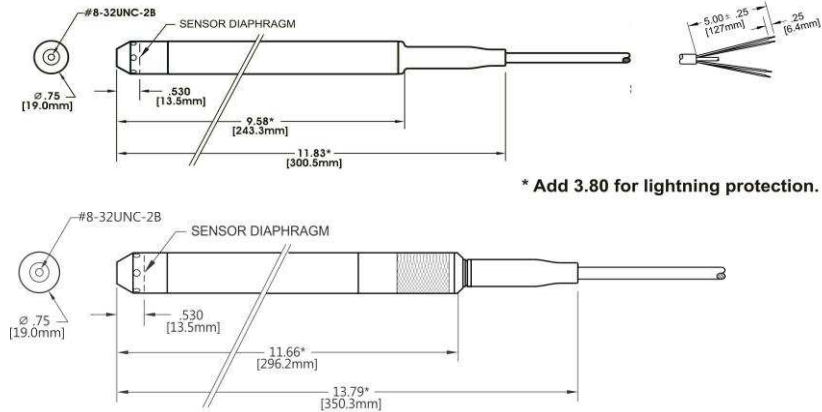
PARAMETER	COMMENT	
LEVEL RANGES		
Full Scale Level Ranges (intermediate level ranges are available)	10 thru 230 ft. (3 thru 70m) H ₂ O	Vented Gage Reference
Proof Pressure	1.5 x FS	
Burst Pressure	2.0 x FS	
STATIC PERFORMANCE (Combined Errors Due to Nonlinearity, Hysteresis, Non-repeatability, and Thermal Effects over the Compensated Temperature Range)		
Level	$\pm 0.05\%$ FS TEB $\pm 0.10\%$ FS TEB	For level ranges > 10 ft. (3m) H ₂ O For level ranges \leq 10 ft. (3m) H ₂ O
Temperature	+0.5°C	
Excitation	± 0.5 VDC	8 to 28 volts
Resolution	+0.0001% FS	

MEASUREMENT RESOLUTION		
Level	±0.0001%FS	
Temperature	±0.001°C	
Excitation	±0.1 VDC	
ENVIRONMENTAL		
Wetted Materials	316 SS or Titanium; FKM; polyurethane or ETFE	
Compensated Temp Range	0 to 50°C	
Operating Temp Range	-20 to 60 °C	When attached to polyurethane cable
Protection Rating	IP 68, NEMA 6P	
ELECTRICAL		
Excitation	6-28V – VDC output	
Input Current	8 mA max 1.0 mA	Average current during data acquisition Quiescent
Interface	SDI-12, version 1.3 RS-485	SDI-12 protocol
CERTIFICATIONS		
	CE compliant	EN 61326-1:2001 and 61326-2-3:2006
PHYSICAL		
Approximate Weight	0.75 lbs. (340 g) transducer 0.05 lbs./ft. (79 g/m) cable	
Cable Jacket Material	Polyurethane ETFE Armored polyurethane (optional 859 accessory)	PVC Jacketed steel armored polyurethane
Cable Pull Strength	200 lbs. (90 kg)	Polyurethane
Cable Number of Conductors	4	
Cable Conductor Size	22 AWG	
Cable Seal	Molded Polyurethane FKM Gland	For polyurethane cable For ETFE cable
LIGHTNING PROTECTION (power supply needs to be limited to 150mA to avoid lock up of the gas tube after a suppression event)		
Life Expectancy	>1,000 Operations	
Peak Clamping Voltage	36 Volts	
Response Time	<10 nsecs	
Shunts	20,000 Amperes	

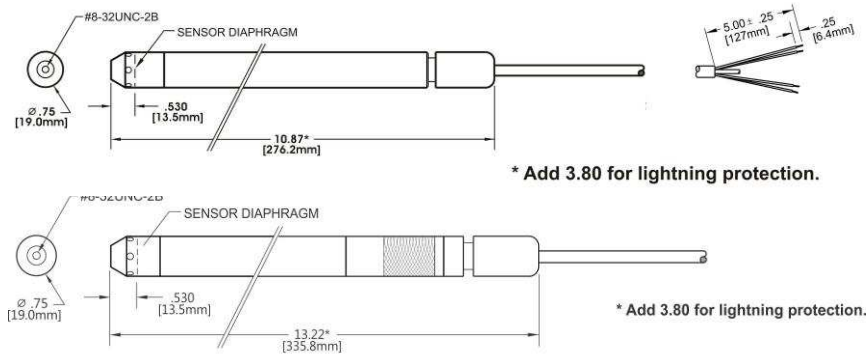
Dimensions



Dimensions



Molded Cable Seal Configuration for Polyurethane Cable



Gland Cable Seal Configuration for ETFE Cable

Electrical Termination and Removable Cable Options

ELECTRICAL TERMINATION		
22AWG CONDUCTORS IN A SHIELDED CABLE WITH VENT TUBE		
SDI-12	RED	+ SUPPLY
	BLACK	- SUPPLY
	WHITE	SIGNAL
RS-485	RED	+ SUPPLY
	BLACK	- SUPPLY
	WHITE	RS485-A
	GREEN	RS485-B
ALL	DRAIN WIRE	SHIELD

MODEL			REMOVABLE CABLE			
8	5	9				
↓	↓	↓				
			MATERIAL			
			S	Stainless Steel		
			T	Titanium		
			↓			
			OUTPUT			
			C	SDI-12		
			D	RS 485 w/SDI-12 protocol		
			↓			
			ELECTRICAL CONNECTION			
			0	Molded cable seal		
			A	Gland cable seal		
			↓			
			CABLE TYPE			
			1	Polyurethane		
			2	ETFE (Connection A Only)		
			4	Armored (Connection O Only; 200 Feet Max)		
			↓			
			CABLE LENGTH			
			#	#	#	(in feet)
8	5	9				

Ordering Information

MODEL		SUBMERSIBLE LEVEL TRANSDUCER	
3	5 5	±0.05% FS TEB Accuracy	
↓	↓ ↓	MATERIAL	
		S	Stainless Steel
		T	Titanium
		↓	REFERENCE FORMAT
		1	Vented gage
		↓	OUTPUT
		C	SDI-12
		D	RS 485 w/SDI-12 protocol
		↓	PRESSURE CONNECTION
		B	Ported nose cap
		R	Removable nose cap (Delrin)
		↓	ELECTRICAL CONNECTION
		0	Molded cable seal
		A	Gland cable seal
		R	Removable cable
		↓	LIGHTNING PROTECTION
		A	None
		B	Full Lightning Protection
		↓	LEVEL RANGE (at MAX output in PSI)¹
		# # # . # # #	LEVEL RANGE (at MIN output in PSI)¹
		↓ ↓ ↓ ↓ ↓ ↓ ↓	# # # . # # #
			↓ ↓ ↓ ↓ ↓ ↓ ↓
			MOISTURE PROTECTION
		A	None (Electrical Connection "R" Only)
		B	Vent Filter
		D	Stainless Steel Vent Filter
		↓	CABLE TYPE
		0	Removable (See Note 3)
		1	Polyurethane
		2	ETFE (Electrical Connection "A" only)
		↓	CABLE LENGTH
		# # # #	(in feet)
		↓ ↓ ↓ ↓	LABEL²
			A psi
			B Ft. H ₂ O
			C m H ₂ O
			↓

- Notes:
- The part number requires two level range limits, corresponding to the maximum and minimum analog outputs of the transducer, to be specified in **pounds per square inch (psi)** to three decimal places. The lower level range is typically 000.000 unless otherwise required. For reverse output requirements, enter the lower level range for the maximum output signal and the upper range for the minimum output. Use the following conversion factors: **Ft. H₂O / 2.3073 = psi // m H₂O / 0.703265 = psi**
Examples: 10 ft. H₂O / 2.3073 = 4.334 psi (Enter 004.334 in the part number), 10 m H₂O / 0.703265 = 14.219 psi (Enter 014.219 in the part number)
 For sealed gage reference add local atmosphere when converting to psi. Contact PSI for assistance.
Example: 10 ft. H₂O / 2.3073 + 14.7 = 19.034 psi (Enter 019.034 in the part number)
 - Units of measure on standard MEAS label. Contact Measurement Specialties if private labeling is required.
 - Armored Cable must utilize Electrical Connection R only.
 Armored cable must be ordered as separate 859 Removable Cable Assembly Part Number (see guide on page 2).

NORTH AMERICA

Measurement Specialties, Inc.,
 a TE Connectivity company
 1000 Lucas Way
 Hampton, VA 23666
 Tel : 1-757-766-1500
 Fax : 1-757-766-4297
 Toll Free: 1-800-745-8008
 Email: WL.Sales@te.com

EUROPE

Measurement Specialties (Europe), Ltd.,
 a TE Connectivity company
 26 Rue des Dames
 78340 Les Clayes-sous-Bois, France
 Tel : +33 (0) 130 79 33 00
 Fax : +33 (0) 134 81 03 59
 Email: customercare.lcsb@te.com

ASIA

Measurement Specialties (China), Ltd.,
 a TE Connectivity company
 No. 26 Langshan Road
 Shenzhen High-Tech Park (North)
 Nanshan District, Shenzhen 518057 China
 Tel : +86 755 3330 5088
 Fax : +86 755 3330 5099
 Email: customercare.shzn@te.com

te.com/sensorsolutions

Measurement Specialties Inc., a TE Connectivity company.

Measurement Specialties (MEAS), American Sensor Technologies (AST), TE Connectivity, TE Connectivity (logo) and EVERY CONNECTION COUNTS are trademarks. All other logos, products and/or company names referred to herein might be trademarks of their respective owners.

The information given herein, including drawings, illustrations and schematics which are intended for illustration purposes only, is believed to be reliable. However, TE Connectivity makes no warranties as to its accuracy or completeness and disclaims any liability in connection with its use. TE Connectivity's obligations shall only be as set forth in TE Connectivity's Standard Terms and Conditions of Sale for this product and in no case will TE Connectivity be liable for any incidental, indirect or consequential damages arising out of the sale, resale, use or misuse of the product. Users of TE Connectivity products should make their own evaluation to determine the suitability of each such product for the specific application.

© 2016 TE Connectivity Ltd. family of companies All Rights Reserved.

